


APPROVALS




 **ENGINEERING CODE**
842NA04


 **APPROVED REFRIGERANT**
R-290

 **POWER SUPPLY**
220-240 V 50 Hz

 **STANDARD CONDITIONS**
ASHRAE

 **APPLICATION**
MBP

 **COOLING CAPACITY**
1222 W (MBP)

 **EFFICIENCY**
1.77 W/W (MBP)

 **MOTOR TYPE**
CSIR

 **STARTING TORQUE**
HST

DATA

General Data

Type	Hermetic reciprocating
Technology Type	On-Off
Displacement	17.39 cm ³
Compressor Cooling	Fan/NotControlled/220
Fan Air Flow	520 m ³ /h
Expansion Device	Capillary Tube or Expansion Valve
Horse Power	3/4 hp
Max Condensing Pressure Operating	18.07 bar
Max Condensing Pressure Peak	20.17 bar
Power Supply	220-240 V 50 Hz
Evaporating Temperature Range	-20 °C to 10 °C

Electrical Data

Motor type	CSIR
Starting Torque	HST
Start Winding Resistance	9 Ω at 25° C
Run Winding Resistance	2.3 Ω at 25° C

Mechanical Data

Maximum Recommended Refrigerant Charge	150 g
Oil Charge	450 ml
Oil Type Configuration	ESTER
Oil Type Viscosity	ISO22
Pressurization	Without dry air charge
Weight	17 Kg
Free Internal Volume	3.3 L

Electrical Components

	Description
Start Capacitor	53-64 Uf / 330 V
Starting Device	MTRPH-0019-65
Motor Protection	T0558/G6

External Characteristics

Base Plate	Universal	
Tray Holder	No	
Height	220 mm	
Connector	Internal Diameter	Shape
Suction	9.6 mm	Vertical/Copper
Discharge	6.42 mm	Vertical/Copper
Process	6.42 mm	Vertical/Copper

PERFORMANCE

Rated Points

Condensing Temperature	Evaporating Temperature	Cooling Capacity	Power Consumption	Gas Flow Rate	Efficiency
54.40°C	-6.70°C	1222 W	689 W	14.00 kg/h	1.77 W/W

Test Condition: ASHRAEMBP46, Fan/NotControlled/220, Return Gas 35°C, Evaporation -6.70°C, Condensing 54.40°C, Ambient 35°C, Liquid 46.1°C, Subcooling 8.3K. Data are an indication of performance based simulation.

Performance Curve Data

Condensing Temperature 35°C

Evaporating Temperature °C	Cooling Capacity W	Power W	Gas Flow Rate kg/h	Efficiency W/W
-20	933	500	8.98	1.87
-15	1177	539	11.38	2.18
-10	1469	579	14.26	2.54
-5	1815	618	17.70	2.94
0	2218	651	21.76	3.41
5	2685	676	26.51	3.98
10	3221	689	32.02	4.68

Test Condition: ASHRAEMB46, Fan/NotControlled/220, Return Gas 35°C, Ambient 35°C, Subcooling 8.3K. Data are an indication of performance based simulation.

Condensing Temperature 45°C

Evaporating Temperature °C	Cooling Capacity W	Power W	Gas Flow Rate kg/h	Efficiency W/W
-20	780	521	8.12	1.5
-15	993	567	10.37	1.75
-10	1250	617	13.12	2.03
-5	1559	665	16.44	2.34
0	1923	711	20.40	2.7
5	2347	750	25.07	3.13
10	2838	779	30.52	3.64

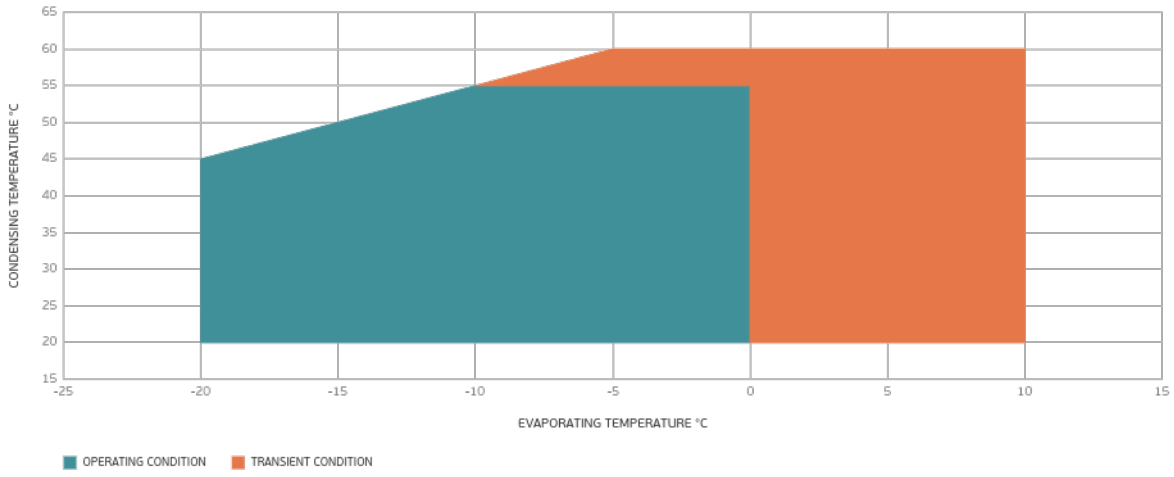
Test Condition: ASHRAEMB46, Fan/NotControlled/220, Return Gas 35°C, Ambient 35°C, Subcooling 8.3K. Data are an indication of performance based simulation.

Condensing Temperature 55°C

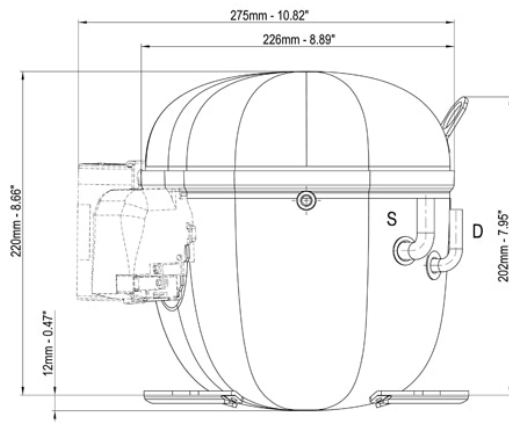
Evaporating Temperature °C	Cooling Capacity W	Power W	Gas Flow Rate kg/h	Efficiency W/W
-10	1041	651	11.93	1.6
-5	1309	712	15.09	1.84
0	1630	772	18.91	2.11
5	2009	826	23.45	2.43
10	2451	873	28.80	2.81

Test Condition: ASHRAEMB46, Fan/NotControlled/220, Return Gas 35°C, Ambient 35°C, Subcooling 8.3K. Data are an indication of performance based simulation.

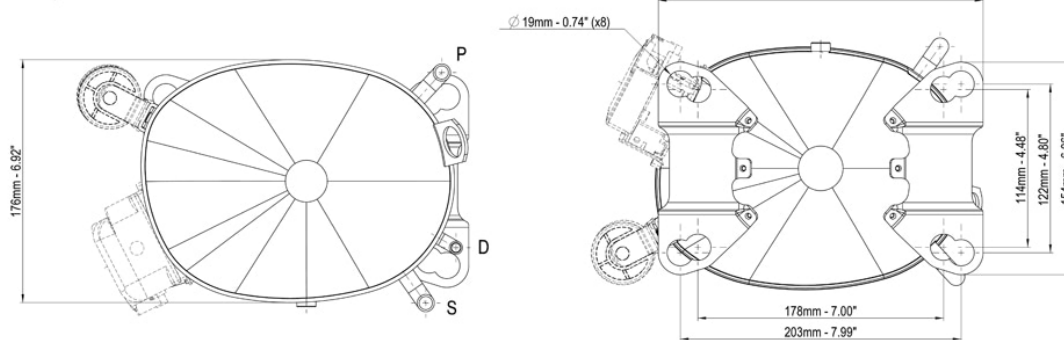
Operating Envelope



External Dimensions



	∅ mm	∅ in	Material
S - Suction	9.60	0.37	Cu
P - Process	6.42	0.25	Cu
D - Discharge	6.42	0.25	Cu



Wiring Diagram



Assembly Instructions

