

GS21MLX MBP Compressor R404A/R507 220-240V 50Hz

General

Code number	107B0502
Approvals	EN 60335-2-34
Compressors on pallet	48

Application

Application	MBP		
Frequency	Hz	50	60
Evaporating temperature	°C	-20 to 7.2	-
Voltage range	V	198 - 254	-
Max. condensing temperature continuous (short)	°C	50 (60)	-
Max. winding temperature continuous (short)	°C	125 (135)	-

Cooling requirements

Frequency	Hz	50			60		
Application		LBP	MBP	HBP	LBP	MBP	HBP
32°C		-	F ₂	-	-	-	-
38°C		-	F ₂	-	-	-	-
43°C		-	F ₂	-	-	-	-
Remarks on application:							

Motor

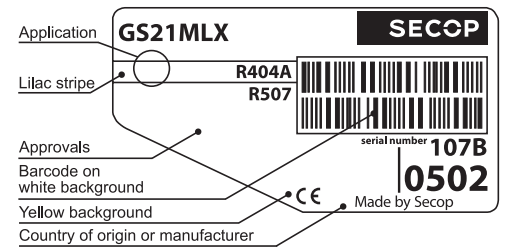
Motor type	CSR		
LRA (rated after 4 sec. UL984), HST LST	A	24.4	-
Cut in Current, HST LST	A	24.4	-
Resistance, main start winding (25°C)	Ω	2.5	6.8

Design

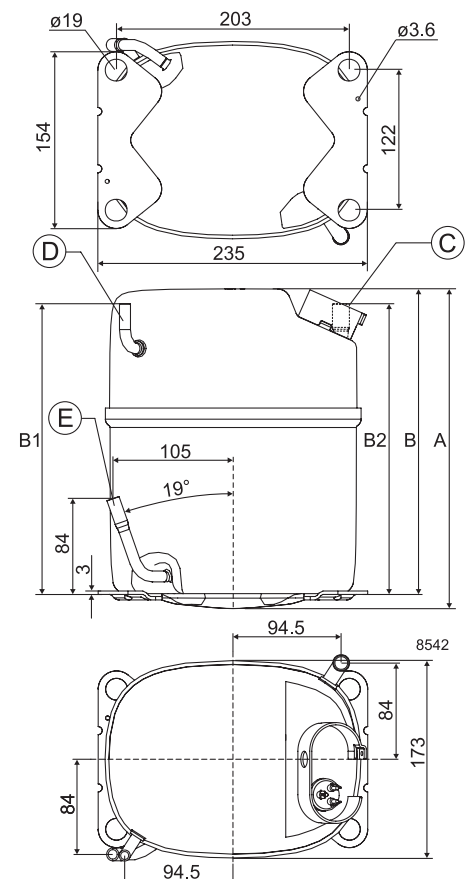
Displacement	cm ³	21.20
Oil quantity (type)	cm ³	900 (polyolester)
Maximum refrigerant charge	g	2000
Free gas volume in compressor	cm ³	3350
Weight without electrical equipment	kg	19.1

Dimensions

Height	mm	A	259
		B	247
		B1	234
		B2	234
Suction connector	location/I.D. mm angle	C	12.9 90°
	material comment		Copper Rubber plug
Process connector	location/I.D. mm angle	D	6.5 90°
	material comment		Copper Rubber plug
Discharge connector	location/I.D. mm angle	E	8.2 19°
	material comment		Copper Rubber plug
Oil cooler connector	location/I.D. mm angle	F	-
	material comment		-
Connector tolerance	I.D. mm		12.9±0.15, 8.2 ±0.05, 6.5 ±0.10
Remarks:			



- S = Static cooling normally sufficient
- O = Oil cooling
- F₁ = Fan cooling 1.5 m/s
(compressor compartment temperature equal to ambient temperature)
- F₂ = Fan cooling 3.0 m/s necessary
- SG = Suction gas cooling normally sufficient
- = not applicable in this area



EN 12900

220V, 50Hz, fan cooling F₂

Evap. temp. in °C	-45	-40	-35	-30	-25	-23.3	-20	-15	-10	-6.7	-5	0	5	7.2	10	15	20
Capacity in W							1096	1394	1748	2018	2164	2650	3211	3483			
Power cons. in W							797	883	965	1019	1046	1128	1212	1252			
Current cons. in A							3.79	4.17	4.56	4.82	4.95	5.34	5.74	5.91			
COP in W/W							1.38	1.58	1.81	1.98	2.07	2.35	2.65	2.78			

ARI 540-99 (MBP)

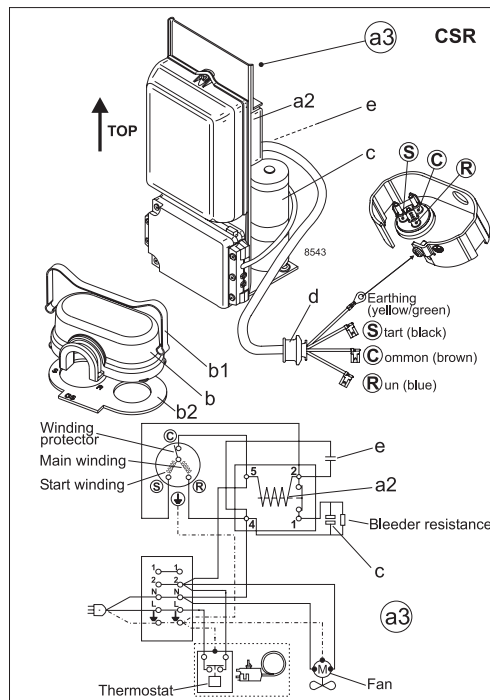
220V, 50Hz, fan cooling F₂

Evap. temp. in °C	-45	-40	-35	-30	-25	-23.3	-20	-15	-10	-6.7	-5	0	5	7.2	10	15	20
Capacity in W							937	1194	1499	1731	1857	2275					
Power cons. in W							809	905	995	1055	1084	1173					
Current cons. in A							3.86	4.28	4.70	4.98	5.12	5.55					
COP in W/W							1.16	1.32	1.51	1.64	1.71	1.94					

ARI 540-99 (HBP)

220V, 50Hz, fan cooling F₂

Evap. temp. in °C	-45	-40	-35	-30	-25	-23.3	-20	-15	-10	-6.7	-5	0	5	7.2	10	15	20
Capacity in W							854	1090	1370	1583	1698	2082	2528	2748			
Power cons. in W							825	936	1041	1109	1143	1243	1345	1391			
Current cons. in A							3.96	4.43	4.89	5.21	5.37	5.84	6.31	6.52			
COP in W/W							1.03	1.16	1.32	1.43	1.49	1.68	1.88	1.98			



Accessories for GS21MLX	Figure	Code number	Test conditions	EN 12900	ARI 540-99 (MBP)	ARI 540-99 (HBP)
Starting device 600 mm cable length	a3	117-7070	Condensing temperature	45°C	48.9°C	54.4°C
			Ambient temperature	32°C	35°C	35°C
			Suction gas temperature	20°C	4.4°C	18.3°C
			Liquid temperature	no subcooling	no subcooling	no subcooling
Cover	b	107B9101 *)				
Clamp	b1	107B9104 *)				
Gasket	b2	107B9100 *)				
Starting relay	a2	Components of starting device	Mounting accessories			
Start. capacitor	c		Code number			
Run capacitor	e		107B9150			
*) Remarks: Cover, clamp, gasket parts of compressor			Bolt joint in quantities			
			Snap-on in quantities			

Secop accepts no responsibility for possible errors in catalogs, brochures, and other printed material. Secop reserves the right to alter its products without notice. This also applies to products already on order provided that such alterations can be made without consequential changes being necessary to specifications already agreed. All trademarks in this material are the property of the respective companies. Secop and the Secop logotype are trademarks of Secop GmbH. All rights reserved. www.secop.com